


## C4 Material Guides

REV 1 3/25/2013

### Complete guide sets



There are five complete guide sets available. For dimensions on the guide heights see section “Extra Guides “. The drawing showing all these parts is 4-65387.

**2-65387-501** Material guide set for 0.125 inch (3.18mm) material thickness.


**2-65387-502** Material guide set for 0.250 inch (6.35mm) material thickness.

**2-65387-503** Material guide set for 0.375 inch (9.23mm) material thickness.

**2-65387-504** Material guide set for 0.500 inch (12.7mm) material thickness.

**2-65387-505** Thin flat material guide set.

## Complete front guide plates



There are five complete guide plates available. For dimensions on the guide heights see section “Extra Guides “. The drawing showing all these parts is 4-65387.

**2-65387-571** Material guide plate for 0.125 inch (3.18mm) material thickness.

**2-65387-572** Material guide plate for 0.250 inch (6.35mm) material thickness.

**2-65387-573** Material guide plate for 0.375 inch (9.23mm) material thickness.

**2-65387-574** Material guide plate for 0.500 inch (12.7mm) material thickness.

**2-65387-575** Material guide plate for Thin flat material.

## Complete front guides



**2-65387-561** Front guide for 0.125 inch (3.18mm) material thickness.


**2-65387-562** Front guide for 0.250 inch (6.35mm) material thickness.

**2-65387-563** Front guide for 0.375 inch (9.23mm) material thickness.

**2-65387-564** Front guide for 0.500 inch (12.7mm) material thickness.


**2-65387-565** Front guide for Thin flat material.

## Extra guides




**2-65387-510** Extra Guide set for 0.125 inch (3.18mm) material thickness.

On the rear guide the distance from the bed of the machine to the guide is .620 inches (15.75mm). On the front guide, by the blade, the distance from the bed of the machine to the guide is .125 inches (3.18mm).




**2-65387-520** Extra Guide set for 0.250 inch (6.35mm) material thickness.

On the rear guide the distance from the bed of the machine to the guide is .620 inches (15.75mm). On the front guide, by the blade, the distance from the bed of the machine to the guide is .250 inches (6.35mm).




**2-65387-530** Extra Guide set for 0.375 inch (9.53mm) material thickness.

On the rear guide the distance from the bed of the machine to the guide is .620 inches (15.75mm). On the front guide, by the blade, the distance from the bed of the machine to the guide is .375 inches (9.53mm).



**2-65387-540** Extra Guide set for 0.500 inch (12.7mm) material thickness.

On the rear guide the distance from the bed of the machine to the guide is .620 inches (15.75mm). On the front guide, by the blade, the distance from the bed of the machine to the guide is .500 inches (12.7mm).



**2-65387-550** Extra Guide set for thin Flat material.

On the rear guide the distance from the bed of the machine to the guide is .620 inches (15.75mm). On the front guide, by the blade, the distance from the bed of the machine to the guide is .250 inches (6.35mm). The groove for the thin material to go in is .090 inches (2.3mm) high and .060 inches (1.5mm) deep on both parts.

### Individual parts




**907-158** – Thumb screw



Example of rear guide

**65393** Rear guide

**67199** Rear guide for thin flat material



Example of front guide

**65605-1** Front guide for 0.125 inch (3.18mm) material thickness.

**65605-2** Front guide for 0.250 inch (6.35mm) material thickness.

**65605-3** Front guide set for 0.375 inch (9.53mm) material thickness.

**65605-4** Front guide for 0.500 inch (12.7mm) material thickness.

**67495** Front guide for thin Flat material.