

C5 Material Guides

REV 2 12/03/2014

Complete guide sets




There are two complete guide sets available. For dimensions on the guide heights see section “Extra Guides “. The drawing showing all these parts is 4-114318.

2-114318-550 Material guide set for 0.125 inch (3.18mm) material thickness.

2-114318-500 Material guide set for 0.250 inch (6.35mm) material thickness.


2-114318-510 Thin flat material guide set.

Extra guides




2-114318-520 Extra Guide set for thin Flat material.

On the rear guide the distance from the bed of the machine to the guide is .620 inches (15.75mm). On the front guide, by the blade, the distance from the bed of the machine to the guide is .250 inches (6.35mm). The groove for the thin material to go in is .090 inches (2.3mm) high and .060 inches (1.5mm) deep on both parts.



2-114318-552 Extra Guide set for 0.125 inch (3.18mm) material thickness.

On the rear guide the distance from the bed of the machine to the guide is .620 inches (15.75mm). On the front guide, by the blade, the distance from the bed of the machine to the guide is .125 inches (3.18mm).



2-114318-530 Extra Guide set for 0.250 inch (6.35mm) material thickness.

On the rear guide the distance from the bed of the machine to the guide is .620 inches (15.75mm). On the front guide, by the blade, the distance from the bed of the machine to the guide is .250 inches (6.35mm).

Complete front guides




2-114318-551 Front guide for 0.125 inch (3.18mm) material thickness.

2-114318-501 Front guide for 0.250 inch (6.35mm) material thickness.

2-114318-511 Front guide for Thin flat material.

Individual parts



Example of rear guide

2-114318-541 Rear guide assembly

2-114318-542 Rear guide assembly for Thin flat material.



Example of front guide

147848 Front guide for 0.125 inch (3.18mm) material thickness

114347-1 Front guide for 0.250 inch (6.35mm) material thickness.

114850-1 Front guide for thin Flat material.

950-284 Socket cap screw M4x10, used to hold front guide

952-617 Flat washer, used to hold front guide